







CRAFT WITH TRASH CHALLENGE

<p>USE TIN CANS TO MAKE A HOME DECOR ITEM</p>	<p>MAKE SOMETHING FOR YOUR HOME USING TOILET PAPER OR PAPER TOWEL ROLLS</p> 	<p>GRAB 3 THINGS FROM YOUR RECYCLE BIN AND DIY SOMETHING USEFUL WITH THEM.</p>	<p>UPCYCLE AN OLD T-SHIRT TO USE IN YOUR HOME DECOR</p>	<p>DIY SOMETHING USING PAPER BAGS</p>	 <p>USE OLD TOWELS TO MAKE SOMETHING NEW</p>	<p>USE SCRAP WOOD TO DIY A USEFUL ITEM FOR YOUR HOME</p>
<p>GRAB THE LAST ITEM YOU BOUGHT FROM ANY STORE AND MAKE SOMETHING WITH IT</p>	<p>REPURPOSE AN OLD SIGN/ARTWORK/PICTURE FRAMES</p>	<p>USE A CEREAL BOX TO MAKE SOMETHING PRETTY</p>	<p>MAKE SOMETHING INTERESTING USING PAPER PLATES</p>	<p>USE CARD STOCK TO MAKE CARDS & ENVELOPS</p> 	<p>TURN A CARDBOARD BOX INTO SOMETHING USEFUL</p>	 <p>MAKE HOMEMADE SALT DOUGH ORNAMENTS</p>
<p>USE WATERED DOWN PAINT TO TIE-DYE SOMETHING</p>	<p>STENCIL A PRETTY IMAGE ON A STOOL, DRESSER, TABLE, SIGN, ETC</p>	<p>REPURPOSE AN OLD BASKET</p>	<p>USE CLOTHESPINS TO DIY A DECORATION</p>	<p>REPURPOSE GLASS VASES OR MASON JARS INTO SOMETHING BEAUTIFUL</p>	<p>MAKE A POMPOM GARLAND USING LEFTOVER YARN OR STRING</p>	<p>USE SCRAP FELT TO MAKE ORNAMENTS OR GARLAND</p>
<p>USE TEA TOWELS TO MAKE SOMETHING YOU CAN WEAR</p>	<p>TURN A SHOE BOX INTO SOMETHING PRETTY</p>	 <p>TURN AN OLD SWEATER INTO SOMETHING NEW</p>	<p>MAKE A TIERED TRAY USING ITEMS AROUND YOUR HOME</p>	<p>MAKE SOMETHING FUN USING WINE CORKS</p>	<p>PAINT AN OLD PIECE OF FURNITURE</p>	<p>COLLECT TWIGS AND DIY UNIQUE ITEMS WITH THEM</p>
<p>USE OLD JEANS TO DIY SOMETHING USEFUL</p>	<p>CREATE SOMETHING DIFFERENT USING OLD JEWELRY</p>	<p>USE AN EGG CARTON IN A SEASONAL HOME DECOR DIY</p>	<p>USE WOODEN SKEWERS OR CRAFT STICKS TO MAKE A FARMHOUSE STYLE DIY</p>	<p>USE SCRAP PAPER TO MAKE SOMETHING YOU CAN WEAR</p>	 <p>MAKE SOMETHING USING PLASTIC BOTTLE CAPS</p>	<p>CREATE DECORATIONS USING COFFEE FILTERS</p>